



**BEVELED.COM**

**WESTERN ARCH**

**757-715-1510**

[Back to Main Door Groups](#)

[www.beveled.com](http://www.beveled.com)



MODEL SW1100



## Back to Main Door Groups

[www.beveled.com](http://www.beveled.com)

**757-715-1510**

- AVAILABLE IN **SELECT KNOTTY ALDER**
- CARVED DETAILING - IRON HARDWARE DETAIL - MATCHING ALDER JAMBS
- AVAILABLE AS PRE-HUNG UNITS - EXISTING HOMES AND NEW HOME CONSTRUCTION



MODEL RA 1160



MODEL RA 1180



MODEL RS 1130



MODEL SW 1120



## Back to Main Door Groups

[www.beveled.com](http://www.beveled.com)

**757-715-1510**

- AVAILABLE IN **SELECT KNOTTY ALDER**
- CARVED DETAILING - IRON HARDWARE DETAIL - MATCHING ALDER JAMBS
- AVAILABLE AS PRE-HUNG UNITS - EXISTING HOMES AND NEW HOME CONSTRUCTION



MODEL RA 1160



MODEL RA 1180



MODEL RS 1130



MODEL SW 1100




## Back to Main Door Groups


[www.beveled.com](http://www.beveled.com)

**757-715-1510**


- AVAILABLE IN **SELECT KNOTTY ALDER**
- CARVED DETAILING - IRON HARDWARE DETAIL - MATCHING ALDER JAMBS
- AVAILABLE AS PRE-HUNG UNITS - EXISTING HOMES AND NEW HOME CONSTRUCTION




MODEL RA 410




MODEL RA 424




MODEL RA 455




MODEL RA 465



MODEL RA 440



MODEL RA 450



MODEL RA 460



MODEL RA 480





**BEVELED.COM**

**WESTERN ARCH**

**757-715-1510**

**[Back to Main Door Groups](#)**

**[www.beveled.com](http://www.beveled.com)**

- AVAILABLE IN **SELECT KNOTTY ALDER**
- CARVED PANEL DETAILING - IRON HARDWARE DETAILS
- INSULATED GLASS FOR ENERGY EFFICIENCY
- MATCHING ALDER JAMBS - BRICKMOULDING - CASING
- AVAILABLE AS PRE-HUNG UNITS FOR EXISTING HOMES AND NEW HOME CONSTRUCTION
- FULL INSTALLATION AVAILABLE TO CREATE CURB APPEAL



MODEL RA 450